








Model Comparison ESW400 Series



	ESW431	ESW441	ESW442	ESW443	ESW451	ESW453	ESW454	ESW455	ESW456
Product Picture									
Description	18-port switch	17-port switch	17-port switch	16-port switch	14-port switch	16-port switch	8-port switch	10-port switch	16-port switch
Connector Type	Mighty Mouse	Industrial	Industrial	Industrial	38999	38999	38999	38999	38999
Customer	Customer Project	Customer Project	Customer Project	Standard Product	Customer Project	Standard Product	Customer project	Customer project	Customer project
Layer 2	VLAN, QoS, RSTP etc.	VLAN, QoS, RSTP etc.	VLAN, QoS, RSTP etc.	VLAN, QoS, RSTP etc.	VLAN, QoS, RSTP etc.	VLAN, QoS, RSTP etc.	VLAN, QoS, RSTP etc.	VLAN, QoS, RSTP etc.	VLAN, QoS, RSTP etc.
Routing	Yes (static)	Yes (static)	Yes (static)	Yes (static)	Yes (static)	Yes (static)	Yes (static)	Yes (static)	Yes (static)
Management	CLI & Web	CLI & Web	CLI & Web	CLI & Web	CLI & Web	CLI & Web	CLI & Web	CLI & Web	CLI & Web
Ethernet (copper)	16x 1000Base-T	15x 1000Base-T	15x 1000Base-T	16x 1000Base-T	12x 1000Base-T	16x 1000Base-T	8x 1000Base-T	10x 1000Base-T	16x 1000Base-T
Ethernet (fiber)	2x 10GBase-LR	2x 10GBase-LR	2x 1000Base-LX	-	2x 10GBASE-LR	-	-	-	-
Power	10-32V DC	10-32V DC	10-32V DC	10-32V DC	10-32V DC	10-32V DC	10-32V DC	10-32V DC	10-32V DC
PoE	-	-	-	-	-	-	-	-	-
Power connector	ITS	ITS	ITS	ITS	38999	ITS	38999	38999	38999